

Bachelor of

Commercial Music

BCommMus

1

Getting started

Nau mai, haere mai.

Congratulations on gaining admission to Commercial Music at Massey.

Follow the steps in this guide to enrol in your first year Commercial Music courses at Massey.

To get started:

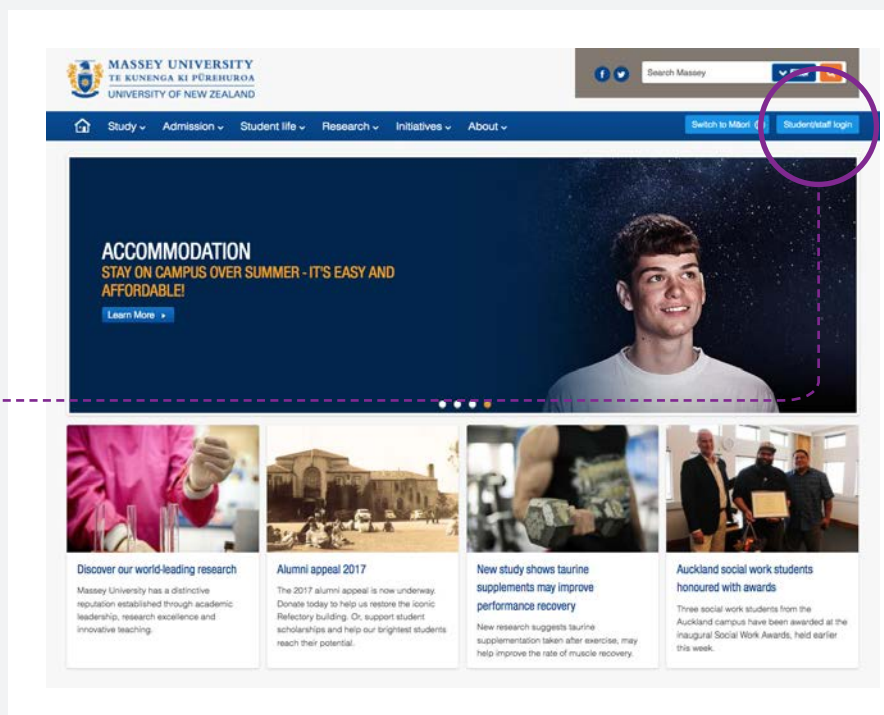
LOG IN to your student portal homepage at:

Click the button

 massey.ac.nz

If you have not yet applied for admission to the Commercial Music programme at Massey, you need to do that first. Go to:

 massey.ac.nz/enrol



Accept your offer of place

CLICK on the message titled *Congratulations – you have an Offer of Place waiting*

Click

My intray

You will see the full message in your intray.

Click respond

Your screen will then show confirmation of your offer of place.

CLICK 2018 Course Enrolment – which takes you to course selection

Click

CLICK Done – this will take you to Qualification Selection

Click

Even if your due date has passed, the offer stands: just accept it as soon as possible.

Home Qualification & Courses Results & Exams Fees & Finance Scholarships

Home

Get help

Enrolment actions

- Enrol now for 2018

Continue

Unread messages

Other views:

Unread messages (0)

You have no messages!

Tasks

View 1 messages in full screen mode

Status

Received: 12/Oct/2017

Subject: Congratulations – you have an Offer of Place waiting

Stream Timetable Email

Massey Information

Library

Study

Admission

Student Life

Research

Request student ID card

Intray Messages Message 1 of 1

From: Admissions Team

Received: 12/Oct/2017

Due Date: 22/Oct/2017

Subject: Congratulations – you have an Offer of Place waiting

Attachments: 17346253 - Offer of Place on Bachelor of Commercial Music (Music Practice) (60KB)

Hello Emma

We are pleased to advise that there is an Offer of Place available for you to read online. In order to accept your offer please:

- Respond to your offer using the button below.
- Check your qualification(s) and read the terms and conditions of the offer. If you are happy with your offer tick that you accept the terms and conditions and then click Accept. Otherwise you may apply to alter your start date or decline.

You will need to respond to your offer on or before 22 Oct 2017 to secure your place.

What's next -

- Please make sure you meet any conditions or provide any outstanding documents, listed in the Conditions section of the offer.
- Decide what courses you would like to take by viewing our course information. Once you accept your offer you will be able to enrol in courses. Discover more about Massey University.
- If you are a new student or you are returning to study after a break of 5 years or more you can request a Student ID card.
- If you are an on-campus student you should organise your accommodation if you haven't already. Student accommodation at Massey is a good place to start.
- Be prepared to start with our UNiStart course. If you have had a break from study, we strongly encourage you to take our UNiStart Course to ensure that you are fully prepared for your study. UNiStart is a two week preparation course aimed at helping you develop the writing, research and study skills you need for tertiary level study. To register visit the UNiStart website.

Kind regards

Admissions Team

Intray Respond

Home Qualification & Courses Results & Exams Fees & Finance Scholarships

Offer of Place

Get help

Confirmation of acceptance of Offer of Place

Qualification: Bachelor of Commercial Music (Music Practice)

Congratulations – you have accepted your Offer of Place.

We will contact you again when you can enrol in courses.

2018 Course Enrolment Exit Done

3

Qualification selection

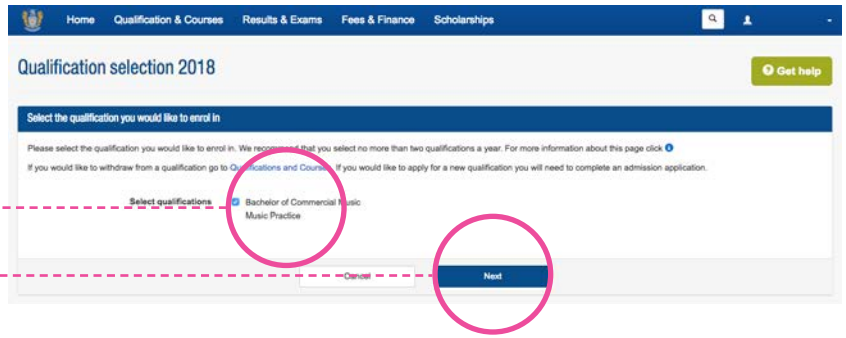
CHECK Bachelor of Commercial Music

CHECK Your Major

If you said you wanted to minor in a subject, it will show here too.

Check

Click next



4

Course enrolment

CLICK on the blue button and answer the questions

Work your way down this list.

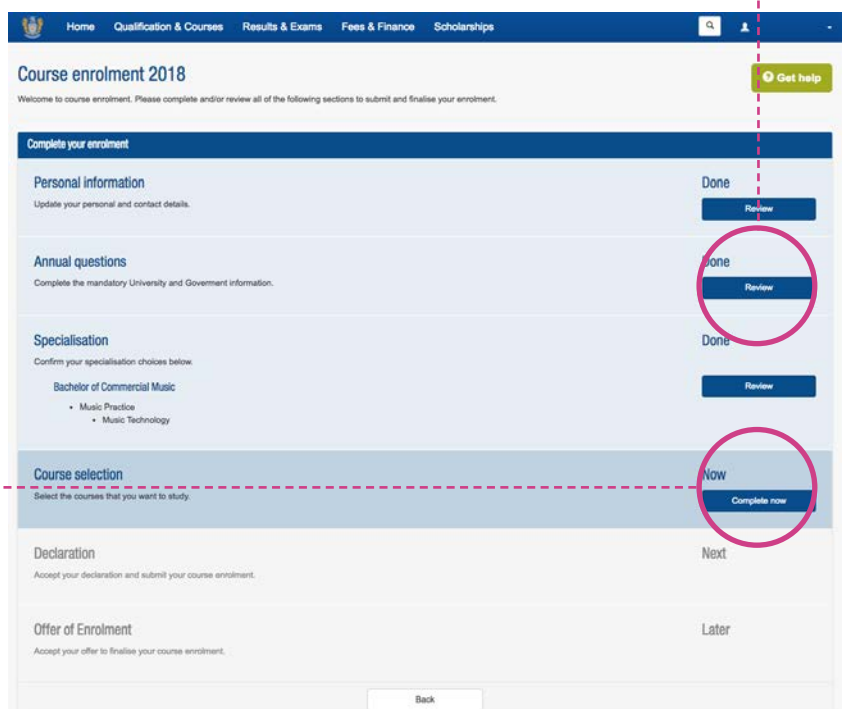
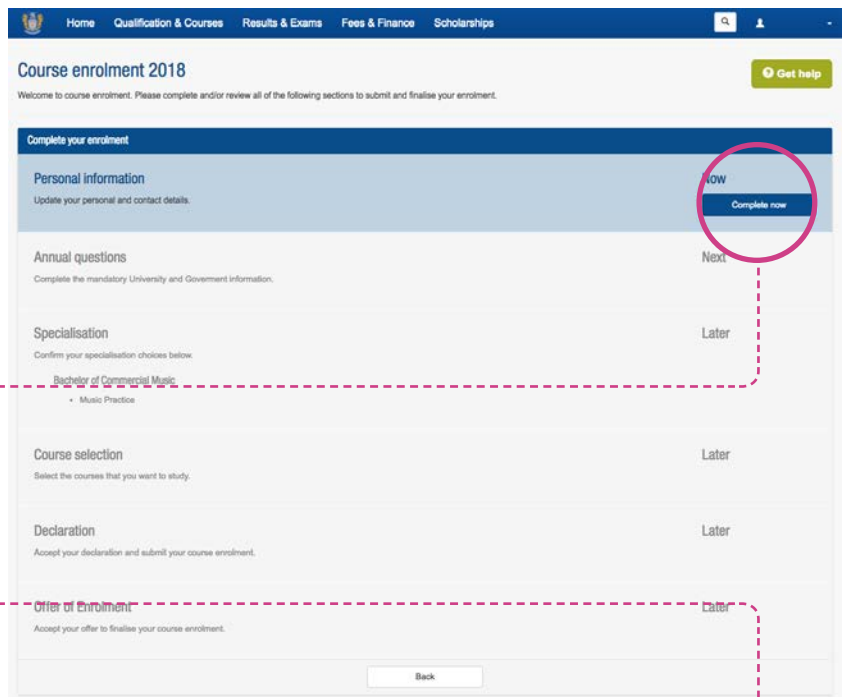
If you want to change your answers at any stage, click Review.

Tip: Changes will save as you go. Return to this page and pick up where you left off.

Click

Click

Click



CLICK Complete now to get to the Course Overview screen.

Course overview

This is the landing page for course selections.

This timetable shows every option for your classes. Don't be alarmed: in practice, you will be in class for about 12 hours per week. The rest of the time is yours for independent study.

For Commercial Music, you are timetabled in **Stream**, Massey's online learning environment. **Do not use the timetable link here or on the Massey app.**

Keep an eye on your inbox in the Student Portal for messages about sign-ups in Stream.

If you are concerned about your timetable, please come and see us during Orientation and we will sort you out.

Once you select your courses, this warning will disappear.

CLICK Select/change courses to pick your courses for 2018.

Special Permission request is used by students who want to do a course but don't have the required prerequisites: this is unusual for first years.

You can use this button to go on the waitlist for a course that is full.

Do not use

Warning box

Select/change courses

Special permission

Waitlist

Course overview

The following is an overview of the qualification and courses you have selected to study for the year. To add or change courses use the Select/change courses button. For help about this page [Get help](#)

Timetable

If you are studying on campus it is your responsibility to ensure that your timetable is feasible. Once you have selected your courses please view your timetable and check for any clashes.

[View your timetable](#)

Review your selections

Warning

You need to fix these before you can submit your enrolment.

- You have no courses selected for the academic year, please click the Select/change courses button to add courses.

You have no courses selected for the academic year, please click the Select/change courses button to add courses.

Bachelor of Commercial Music **To be submitted**

Music Practice Major, Music Technology Minor

Course code	Name	Period	Credit	Location	Status
You have not selected any courses.					
			Total credits	0	
			Total credits for year	0	

[Select/change courses](#)

Special permission

Course code	Name	Period	Credit	Location	Status
You do not have any requests.					

[Special permission request](#)

Course wait list

Please note: You can only be put on a wait list for 2018 courses.

Course code	Name	Period	Credit	Location	Status
You do not have any requests.					

[Course wait list request](#)

[Back](#) [Submit selections](#)

Course selection overview

How this page works:

Find the courses you need from the lists on the left by using the "view list" button.

Add each course and it will appear in the box on the right.

Compulsory courses

All Commercial Music students do these courses

The courses for your major will be here.

In this example, the student is doing a Music Practice major.

If you are doing a minor, it will show here.

In this example, the student is doing a Music Technology minor.

Elective courses

If you are not doing a minor, you will pick electives from this list.

If you are doing a minor, do not use this list.

Once you have added courses successfully, they will show in this box.

Start here

To enrol correctly, start by adding the courses for your major. These are the second box down.

CLICK View list

60 credits

45 credits

15 credits

Choose your electives

Added courses show here

Click

Course selection

Use this page to view your qualification's structure and add, remove and view your courses. You can also view basic information about courses. Full course descriptions are available on our Course search page. Please view our online tour about this page. For additional help click [?](#) Changes made to this page will not be submitted and finalised until you complete all of the sections in the Course enrolment homepage.

Your details

Qualification you are studying: Bachelor Commercial Music
More details: Music Practice

Compulsory courses

Choose 150 credits from multi-level course list
[View list](#)

Music Practice courses - 150 credits

Choose 150 credits from Music Practice multi-level course list
[View list](#)

Music Technology courses - 60 credits

Choose a maximum of 15 credits from Music Technology 100-level course list
[View list](#)

AND

Choose from Music Technology 200-level course list
[View list](#)

AND

Choose 15 credits from Music Technology 300-level course list
[View list](#)

Elective courses

If you have a minor, choosing credits from these lists will require you to complete more than 360 credits to graduate.
If you are not enrolled in a minor please choose 60 credits.
Please contact us if you need help with your selections.

Please read note above before choosing courses from the Bachelor of Commercial Music schedule
[View list](#)

AND

Please read note above before choosing courses from 100 level electives
[View list](#)

AND

Please read note above before choosing courses from 200 level electives
[View list](#)

AND

Please read note above before choosing courses from 300 level electives
[View list](#)

Selected courses

Course ID	Name	Year	Period	Level	Mode	Location	Credits	

Credit rules

	Required	Current	
Music Practice	150	0	✓
Bachelor of Commercial Music	360	0	✓
Level 100	0 - 150	0	✓
Level 100 or 200	0 - 255	0	✓
Elective courses	0 - 60	0	✓

CLICK View list

If in doubt, call us and ask to be put through to a Creative Arts Academic Adviser.

0800 627739

Course selection

Three 100-Level Courses for your Major

The list shows every course for your major during your entire degree.

In this example, the student is doing a Music Practice major.

ADD the top three courses only



Tip: First year courses are 100-level. Do not pick 200- or 300- level.



Tip: If you have added courses successfully, they will show in this box.



Tip: If you select the wrong course, just click the trash bin and try again.



Course ID	Name	Year	Period	Level	Mode	Location
133175	Music Instrument Practice 1	2018	S1FS	100	INT	WLG
133176	Music Composition and Arrangement 1	2018	S1FS	100	INT	WLG
133177	Music Studio Production	2018	S1FS	100	INT	WLG

One Course for your Minor, or One Elective of your choice

If you are doing a minor:

ADD the course from the 100-level list for your minor



In this example, the student is doing a Music Technology minor.

Tip: Do not add courses from the 200-level or the 300-level lists

Course ID	Name	Year	Period	Level	Mode	Location
133186	Musical Interface and Interaction	2018	S1FS	100	INT	WLG

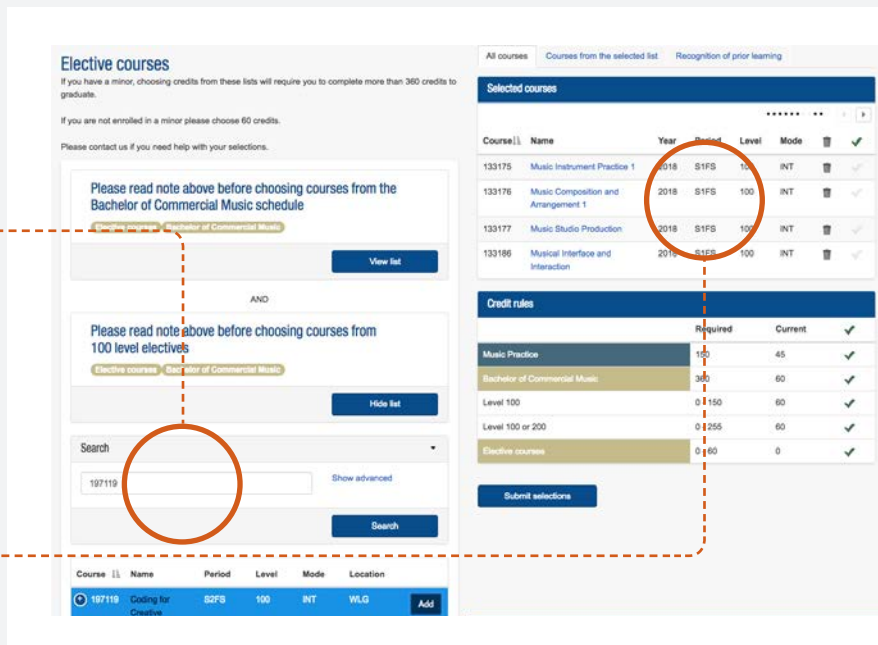
If you are **not** doing a minor:

ADD one semester 1 course from the list of 100-level electives



Tip: The list shows every first year elective at Massey, so use the search.

Tip: Semester 1 courses will say "S1FS" in the Period column



You can download our Undergraduate Degree Guide for a full description of electives:

creative.massey.ac.nz/media/789489/170918-coca-yellowbook-fa3-web.pdf

These electives are open to every first year student in the College of Creative Arts:

Music

- Artist Development 133.168
- Live Music 1 133.167
- Live Technologies – Sound & Light 133.187
- Musical Interface & Interaction 133.18
- Music Composition & Arrangement 1 133.176
- Music Instrument Practice 1 133.175
- Music Label Development 133.166
- Music Studio Production 133.177

Design

- Digital Fabrication 197.122
- Visual Identity Systems 197.123
- Fashion Construction 212.101
- Fashion Pattern Making 212.100
- Photography as an Agent of Change 221.100
- Printmaking 222.104
- Māori Art and Design Studio I – Toi Atea 237.117

Fine Arts

- Contemporary Sculpture 213.151
- Drawing The Body I 213.155
- Painting 213.150

Creative Media Production

- Intro to Computer Animation 289.103
- Intro to Digital Video Production 289.105
- Intro to Game Technologies & Mechanics 289.106
- Intro to Time-based Editing 289.110
- Intro to Web & Mobile Media 289.101
- Visualisation for Media Production 289.102

Four compulsory courses

The list shows the shared core courses for your entire degree.

ADD the top four courses only



All first year commercial music students do these four courses in Semester 2.

Tip: If a message says you do not have the prerequisites:

CHECK Have I added all three courses for my major? Add them first.

CHECK Am I only trying to add 100-level courses? Check the "Level" column. You cannot take 200- or 300- level courses in first year.

Compulsory courses

Choose 150 credits from multi-level course list

Search

Course ID	Name	Period	Level	Mode	Location	Add
133154	Contemporary Musicology	S2FS	100	INT	WLG	Add
133155	Web Development, Social Media and the Cloud	S2FS	100	INT	WLG	Add
133156	The Recorded Work	S2FS	100	INT	WLG	Add
133158	The Musical Engagement 'Gig'	S2FS	100	INT	WLG	Add
133256	Music Media	S1FS	200	INT	WLG	Add
133257	Philosophical Perspectives in Music	S2FS	200	INT	WLG	Add
133258	Music Touring	S2FS	200	INT	WLG	Add

Selected courses

Course ID	Name	Year	Period	Level	Mode	Remove	Check
133154	Contemporary Musicology	2018	S2FS	100	INT	Remove	Check
133155	Web Development, Social Media and the Cloud	2018	S2FS	100	INT	Remove	Check
133156	The Recorded Work	2018	S2FS	100	INT	Remove	Check
133158	The Musical Engagement 'Gig'	2018	S2FS	100	INT	Remove	Check
133175	Music Instrument Practice 1	2018	S1FS	100	INT	Remove	Check
133176	Music Composition and Arrangement 1	2018	S1FS	100	INT	Remove	Check
133177	Music Studio Production	2018	S1FS	100	INT	Remove	Check
133186	Musical Interface and Interaction	2018	S1FS	100	INT	Remove	Check

Credit rules

	Required	Current	Check
Music Practice	150	45	Check
Bachelor of Commercial Music	360	120	Check
Level 100	0 - 150	120	Check
Level 100 or 200	0 - 255	120	Check
Compulsory courses	0 - 60	0	Check

Selected courses

Course ID	Name	Year	Period	Level	Mode	Remove	Check
133154	Contemporary Musicology	2018	S2FS	100	INT	Remove	Check
133155	Web Development, Social Media and the Cloud	2018	S2FS	100	INT	Remove	Check
133156	The Recorded Work	2018	S2FS	100	INT	Remove	Check
133158	The Musical Engagement 'Gig'	2018	S2FS	100	INT	Remove	Check
133175	Music Instrument Practice 1	2018	S1FS	100	INT	Remove	Check
133176	Music Composition and Arrangement 1	2018	S1FS	100	INT	Remove	Check
133177	Music Studio Production	2018	S1FS	100	INT	Remove	Check
133186	Musical Interface and Interaction	2018	S1FS	100	INT	Remove	Check

Credit rules

	Required	Current	Check
Music Practice	150	45	Check
Bachelor of Commercial Music	360	120	Check
Level 100	0 - 150	120	Check
Level 100 or 200	0 - 255	120	Check
Compulsory courses	0 - 60	0	Check

Submit selections

8

Submit selections

CHECK you have 8 courses



4 + 3 + 1

Compulsory music courses

Courses for your major

Course for your minor, or elective of your choice

CLICK submit selections



Confirmed course selections

Check your selections. To go back, click Change selections.



Home Qualification & Courses Results & Exams Fees & Finance Scholarships

Confirmed courses [Get help](#)

The following is a summary of your courses selected on the Course selection page for your qualification below.

Your details

Student ID/Qualification sequence: 17340253/1

Name: [Redacted]

Qualification: Bachelor Commercial Music

Qualification details: Music Practice

Confirmed course selections

Selected a total of 8 course(s) which total 120 credit(s)

Year	Period	Course code	Occ	Level	Credits	Course name
2018	S1FS	133175	WLG	100	15.00	Music Instrument Practice 1
2018	S1FS	133176	WLG	100	15.00	Music Composition and Arrangement 1
2018	S1FS	133177	WLG	100	15.00	Music Studio Production
2018	S1FS	133186	WLG	100	15.00	Musical Interface and Interaction
2018	S2FS	133154	WLG	100	15.00	Contemporary Musicology
2018	S2FS	133155	WLG	100	15.00	Web Development, Social Media and the Cloud
2018	S2FS	133156	WLG	100	15.00	The Recorded Work
2018	S2FS	133158	WLG	100	15.00	The Musical Engagement 'Gig'


Change selections **Next**

Course overview

Now you have selected your courses, the warning message should have disappeared.

Reminder:

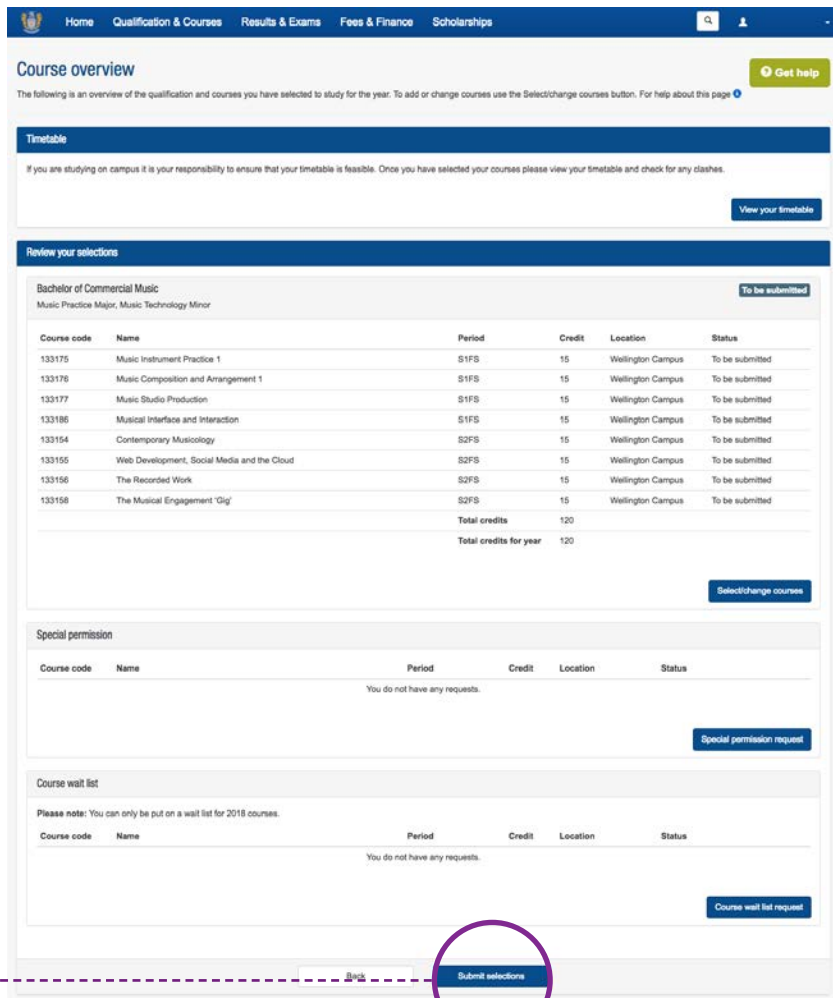
You finalise your timetable in Stream, not here.

 stream.massey.ac.nz

You can request waitlists or special permission here.

CLICK submit selections

Click



Home Qualification & Courses Results & Exams Fees & Finance Scholarships

Course overview

The following is an overview of the qualification and courses you have selected to study for the year. To add or change courses use the Select/change courses button. For help about this page [Get help](#)

Timetable
If you are studying on campus it is your responsibility to ensure that your timetable is feasible. Once you have selected your courses please view your timetable and check for any clashes. [View your timetable](#)

Review your selections

Bachelor of Commercial Music
Music Practice Major, Music Technology Minor To be submitted

Course code	Name	Period	Credit	Location	Status
133175	Music Instrument Practice 1	S1FS	15	Wellington Campus	To be submitted
133176	Music Composition and Arrangement 1	S1FS	15	Wellington Campus	To be submitted
133177	Music Studio Production	S1FS	15	Wellington Campus	To be submitted
133186	Musical Interface and Interaction	S1FS	15	Wellington Campus	To be submitted
133154	Contemporary Muscology	S2FS	15	Wellington Campus	To be submitted
133155	Web Development, Social Media and the Cloud	S2FS	15	Wellington Campus	To be submitted
133156	The Recorded Work	S2FS	15	Wellington Campus	To be submitted
133158	The Musical Engagement 'Gig'	S2FS	15	Wellington Campus	To be submitted
			Total credits	120	
			Total credits for year	120	

[Select/change courses](#)

Special permission

Course code	Name	Period	Credit	Location	Status
You do not have any requests.					

[Special permission request](#)

Course wait list

Please note: You can only be put on a wait list for 2018 courses.

Course code	Name	Period	Credit	Location	Status
You do not have any requests.					

[Course wait list request](#)

[Submit selections](#)

Course enrolment 2018

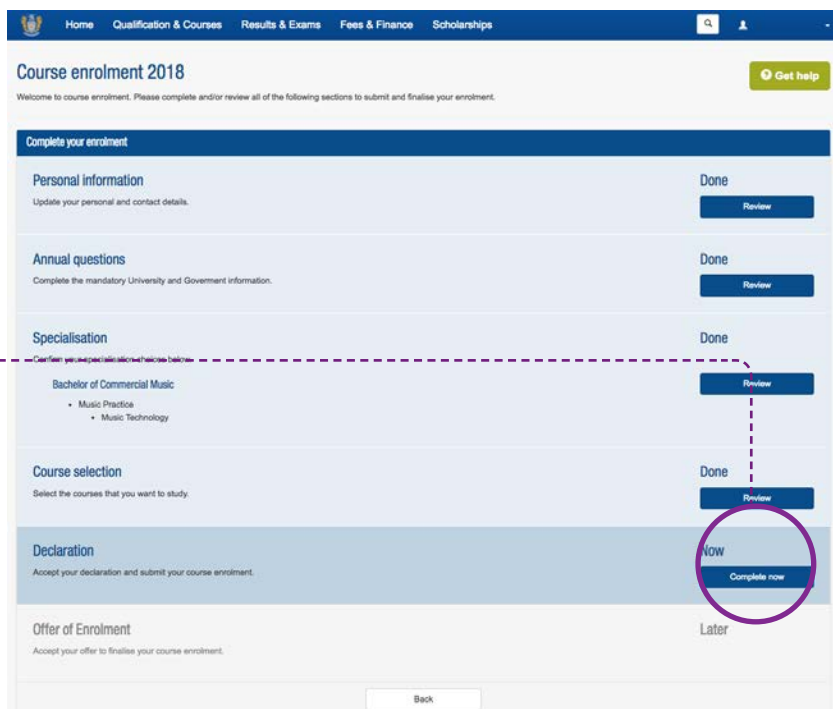
Now, accept the declaration to submit your course enrolment

CLICK complete now

Click

Your offer of enrolment will appear in your Intry.

Accept that and you're done.



Home Qualification & Courses Results & Exams Fees & Finance Scholarships

Course enrolment 2018

Welcome to course enrolment. Please complete and/or review all of the following sections to submit and finalise your enrolment. [Get help](#)

Complete your enrolment

Personal information Done [Review](#)
Update your personal and contact details.

Annual questions Done [Review
Complete the mandatory University and Government information.](#)

Specialisation Done [Review](#)
Confirm your specialisation choice below.

- Bachelor of Commercial Music
 - Music Practice
 - Music Technology

Course selection Done [Review](#)
Select the courses that you want to study.

Declaration **NOW** [Complete now](#)
Accept your declaration and submit your course enrolment.

Offer of Enrolment Later

[Back](#)

