

Bachelor of

Fine Arts with Honours

BFA (Hons)

1

Getting started

Nau mai, haere mai.

Congratulations on gaining admission to Fine Arts at Massey.

Follow the steps in this guide to enrol in your first year fine art courses at Massey.

To get started:

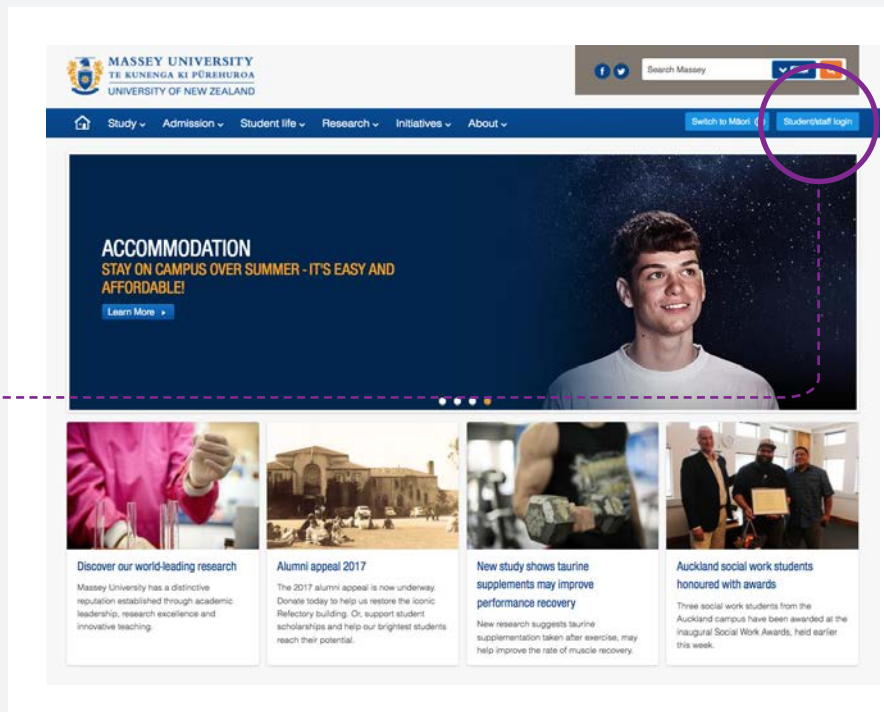
LOG IN to your student portal homepage at:

 massey.ac.nz

If you have not yet applied for admission to the Fine Art programme at Massey, you need to do that first. Go to:

 massey.ac.nz/enrol

Click the button



Accept your offer of place

CLICK on the message titled *Congratulations – you have an Offer of Place waiting*

My intray

You will see the full message in your intray.

Your screen will then show confirmation of your offer of place.

CLICK 2018 Course Enrolment – which takes you to course selection

CLICK Done – this will take you to Qualification Selection

Even if your due date has passed, the offer stands; accept it as soon as possible.

The image shows a three-step process for accepting an offer of place on a university website. Each step is illustrated with a screenshot of the website interface, with red circles highlighting the specific elements to be clicked. Dashed lines connect these circles to the corresponding text instructions on the left.

Step 1: Home Page
 The screenshot shows the 'Home' page with a navigation bar at the top. The 'Unread messages' section is highlighted with a red circle, and a message titled 'Congratulations – you have an Offer of Place waiting' is visible. A red circle around the message title is connected to the instruction 'Click on the message titled Congratulations – you have an Offer of Place waiting'.

Step 2: Intray Messages
 The screenshot shows the 'Intray Messages' page. The message details are shown, including the subject 'Congratulations – you have an Offer of Place waiting' and the attachment '16021994 - Offer of Place on Bachelor of Fine Arts with Honours (No Specialisation) (50KB)'. The 'Respond' button at the bottom of the message is circled in red, connected to the instruction 'Click respond'.

Step 3: Offer of Place Confirmation
 The screenshot shows the 'Offer of Place' page with the heading 'Confirmation of acceptance of Offer of Place'. The message content includes 'Congratulations – you have accepted your Offer of Place.' and 'What to do next?'. Two buttons are circled in red: '2018 Course Enrolment' and 'Done'. The '2018 Course Enrolment' button is connected to the instruction '2018 Course Enrolment – which takes you to course selection', and the 'Done' button is connected to the instruction 'Done – this will take you to Qualification Selection'.

3

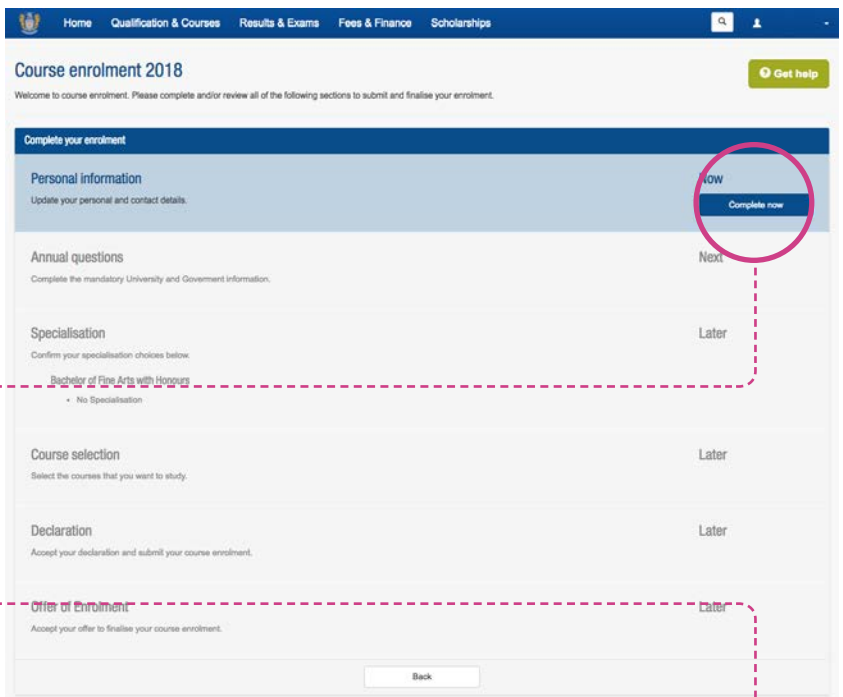
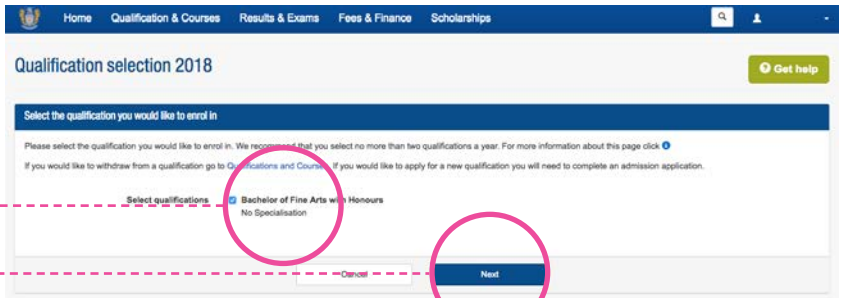
Qualification selection

CHECK Bachelor of Design with Honours

“No Specialisation” means BFA does not have majors; you are free to choose the media you want to explore in your art.

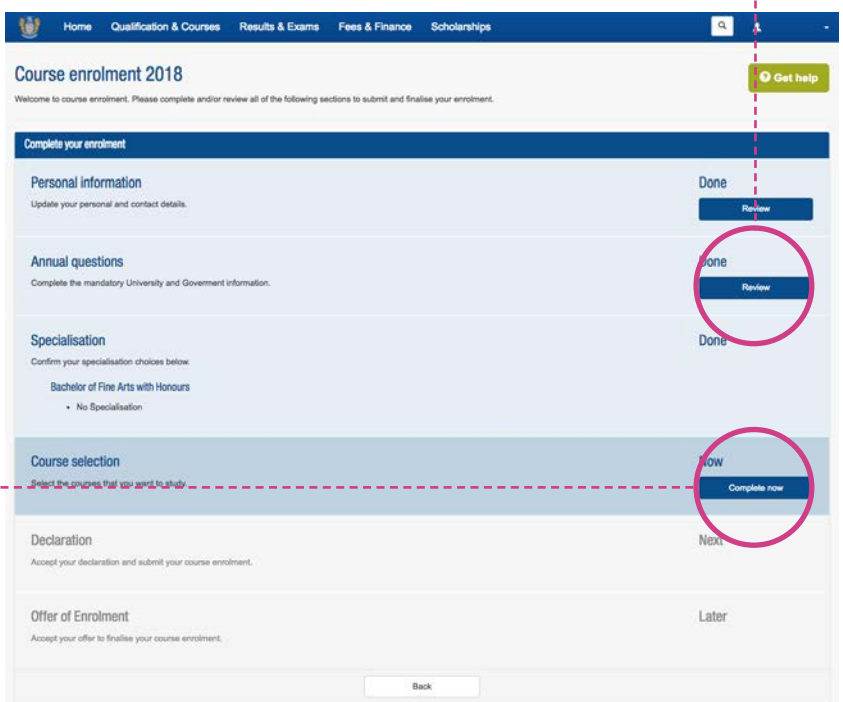
Check

Click next



Click

Review



Click

4

Course enrolment

CLICK on the blue button and answer the questions

Work your way down this list.

If you want to change your answers at any stage, click Review.

Tip: Changes will save as you go. Return to this page and pick up where you left off.

CLICK Complete now to get to the Course Overview screen

Course overview

This is the landing page for course selections.

This timetable shows every option for your classes. Don't be alarmed: in practice, you will be in class for about 12 hours per week. The rest of the time is yours for independent study.

Do not try to book your class times through the link here or the Massey app.

For Fine Arts, you are timetabled in Stream, Massey's online learning environment.

- **Core studios:** Classes will be *either* Mondays and Thursdays, 9am to 12noon, *or* Tuesdays and Fridays, 9am to 12noon. We allocate you to a group and post that on Stream.
- **Makers in Context:** Tutorials are weekly in the afternoon. You will select your day and time in Stream.
- **Electives:** Classes are weekly; most are in the afternoon.

Keep an eye on your inbox in the Student Portal for messages about sign-ups in Stream.

If you are concerned about your timetable, come and see us during Orientation and we will sort you out.

Once you select your courses, this warning will disappear.

CLICK Select/change courses to pick your courses for 2018.

Special Permission request is used by students who want to do a course but don't have the required prerequisites: this is unusual for first years.

You can use this button to go on the waitlist for a course that is full.

Do not use

Warning box

Select/change courses

Special permission

Waitlist

Course overview

The following is an overview of the qualification and courses you have selected to study for the year. To add or change courses use the Select/change courses button. For help about this page [Get help](#)

Timetable

If you are studying on campus it is your responsibility to ensure that your timetable is feasible. Once you have selected your courses please view your timetable and check for any clashes.

[View your timetable](#)

Review your selections

Warning

You need to fix these before you can submit your enrolment.

- You have no courses selected for the academic year, please click the Select/change courses button to add courses.

You have no courses selected for the academic year, please click the Select/change courses button to add courses.

Bachelor of Fine Arts with Honours To be submitted

No Specialisation

Course code	Name	Period	Credit	Location	Status
You have not selected any courses.					
			Total credits	0	
			Total credits for year	0	

[Select/change courses](#)

Special permission

Course code	Name	Period	Credit	Location	Status
You do not have any requests.					

[Special permission request](#)

Course wait list

Please note: You can only be put on a wait list for 2018 courses.

Course code	Name	Period	Credit	Location	Status
You do not have any requests.					

[Course wait list request](#)

[Back](#) [Submit selections](#)

Course selection overview

How this page works:

Find the courses you need from the lists on the left by using the "view list" button.

Add each course and it will appear in the box on the right.

Makers in Context courses

All Fine Arts students do these two compulsory courses

30 credits

Core studio courses

These are art studio courses. You must do one.

15 credits

Other studio courses

These are art and design studio courses.

45 credits

Elective courses

This section lists all the credits you need for your entire degree. In first year, you do 30 credits of electives and they must all be from 100-level.

30 credits

Choose your electives

Once you have added courses successfully, they will show in this box.

Added courses show here

Start here

All Fine Arts students add 30 credits from the top box.

Click

CLICK View list

Course selection

Use this page to view your qualification's structure and add, remove and view your courses. You can also view basic information about courses. Full course descriptions are available on our Course search page. Please view our online tour about this page. For additional help click [?](#) Changes made to this page will not be submitted and finalised until you complete all of the sections in the Course enrolment homepage.

Your details

Qualification you are studying: Bachelor Fine Arts with Honours
More details: No Specialisation

Bachelor of Fine Arts with Honours courses - Part 1

All courses Courses from the selected list Recognition of prior learning

Selected courses

Course	Name	Year	Period	Level	Mode	Location		
Credit rules								
				Required	Current			
Bachelor of Fine Arts with Honours				480	0			✓
Level 100				0 - 155	0			✓
Level 100 or 200 or 300				0 - 360	0			✓
Current Year				120	0			✓

Submit selections

If in doubt, call us and ask to be put through to a Creative Arts Academic Adviser.

0800 627739

Course selection

Two compulsory Makers in Context courses

All Fine Arts students must take these two courses

ADD 237130
Communication for Makers
(Semester 1)

ADD 237131
Conversations in Creative
Cultures
(Semester 2)

Tip: If you have added courses successfully, they will show in this box.

Add courses

Added courses show here

Bachelor of Fine Arts with Honours courses - Part 1

Choose 30 credits from 100-level course list

Search

Course	Name	Period	Level	Mode	
237130	Communication for Makers	S1FS	100	INT	Add
237131	Conversations in Creative Cultures	S2FS	100	INT	Add

AND

Choose 15 credits from 100-level course list

All courses Courses from the selected list Recognition of prior learning

Selected courses

Course	Name	Year	Period	Level	Mode	
237130	Communication for Makers	2018	S1FS	100	INT	✓
237131	Conversations in Creative Cultures	2018	S2FS	100	INT	✓

Credit rules

	Required	Current	
Bachelor of Fine Arts with Honours	480	30	✓
Level 100	0 - 165	30	✓
Level 100 or 200 or 300	0 - 360	30	✓
Current year	120	30	✓

Core Studio Courses

This table shows you the options and which blocks they are in

Major	Course code	Course name	S1FS Semester 1, Block 1	S1N1 Semester 1, Block 2	S2FS Semester 2, Block 3	S2N1 Semester 2, Block 4
Fine Arts	213.157	Art Lab		●		●
Fine Arts	213.158	Art Place	●		●	
Fashion	212.157	Dress	●		●	
Industrial	198.157	Object		●		●
Photography	221.157	Lens	●	●	●	●
Spatial	224.157	Space	●		●	
Textile	223.157	Material		●		●
Visual Communication	222.157	Screen	●	●	●	●
Visual Communication	222.158	Type	●	●	●	●

One Core Studio course

This list will only show the options for Fine Arts.

ADD one course

Pick one of Art Place or Art Lab. You can add the other one in the next box if you wish.

Core studios run in six week blocks.

In this example, the student has added Art Lab for the second six weeks of Semester 1 (S1N1).



Choose 15 credits from 100-level course list

Search

Course	Name	Period	Level	Mode	Location	Location	Add
213157	Studio 1 (Art Lab)	S1N1	100	BLK	WLG	WLG	Add
213157	Studio 1 (Art Lab)	S2N1	100	BLK	WLG	WLG	Add
213158	Studio 1 (Art Place)	S1FS	100	BLK	WLG	WLG	Add
213158	Studio 1 (Art Place)	S2FS	100	BLK	WLG	WLG	Add

Selected courses

Course	Name	Year	Period	Level	Mode	Location	Location	✓
213157	Studio 1 (Art Lab)	2018	S1N1	100	BLK	WLG	WLG	✓
237130	Communication for Makers	2018	S1FS	100	INT	WLG	WLG	✓
237131	Conversations in Creative Cultures	2018	S2FS	100	INT	WLG	WLG	✓

Credit rules

	Required	Current	✓
Bachelor of Fine Arts with Honours	480	45	✓
Level 100	0 - 165	45	✓
Level 100 or 200 or 300	0 - 360	45	✓
Current year	120	45	✓

Submit selections

Three Other Core Studios

ADD three courses from this list

Tip: Go through all the pages to see all your options.



Choose 45 credits from 100-level course list

Search

Course	Name	Period	Level	Mode	Location	Location	Add
223157	Studio 1 (Material)	S1N1	100	BLK	WLG	WLG	Add
223157	Studio 1 (Material)	S2N1	100	BLK	WLG	WLG	Add
224157	Studio 1 (Space)	S1FS	100	BLK	WLG	WLG	Add
224157	Studio 1 (Space)	S2FS	100	BLK	WLG	WLG	Add

Showing 21 to 24 of 34 entries

First Previous 1 2 3 Next Last

Selected courses

Course	Name	Year	Period	Level	Mode	Location	Location	✓
213157	Studio 1 (Art Lab)	2018	S1N1	100	BLK	WLG	WLG	✓
213158	Studio 1 (Art Place)	2018	S1FS	100	BLK	WLG	WLG	✓
221157	Studio 1 (Lens)	2018	S2FS	100	BLK	WLG	WLG	✓
222158	Studio 1 (Type)	2018	S2N1	100	BLK	WLG	WLG	✓
237130	Communication for Makers	2018	S1FS	100	INT	WLG	WLG	✓
237131	Conversations in Creative Cultures	2018	S2FS	100	INT	WLG	WLG	✓

Credit rules

	Required	Current	✓
Bachelor of Fine Arts with Honours	480	90	✓
Level 100	0 - 165	90	✓
Level 100 or 200 or 300	0 - 360	90	✓
Current year	120	90	✓

You should have four Studio 1 courses.

Each Studio 1 course should be for a different period: S1FS, S1N1, S2FS, S2N2.



If you select the wrong course, click the trash bin and try again.



Elective courses

Only choose courses from 100 level electives.

Tip: The list shows every 100 level elective at Massey, so use the search.

Search box

The screenshot displays the course selection interface. On the left, under 'Choose from Elective 100-level courses', there is a search box containing '100'. A red circle highlights this search box, with a dashed line pointing to the text 'Search box'. Below the search box is a table of 100-level elective courses. On the right, there is a table of 'Selected courses' and a 'Credit rules' table.

Course	Name	Year	Period	Level	Mode	✓
213154	Contemporary Drawing	2018	S2FS	100	INT	✓
213157	Studio 1 (Art Lab)	2018	S1N1	100	BLK	✓
213158	Studio 1 (Art Place)	2018	S1FS	100	BLK	✓
221100	Photography as an Agent of Change	2018	S1FS	100	INT	✓
221157	Studio 1 (Lens)	2018	S2FS	100	BLK	✓
222158	Studio 1 (Type)	2018	S2N1	100	BLK	✓
237130	Communication for Makers	2018	S1FS	100	INT	✓
237131	Conversations in Creative Cultures	2018	S2FS	100	INT	✓

	Required	Current	✓
Bachelor of Fine Arts with Honours	480	120	✓
Level 100	0 - 165	120	✓
Level 100 or 200 or 300	0 - 360	120	✓
Current year	120	120	✓



You can download our Undergraduate Degree Guide for a full description of electives:

creative.massey.ac.nz/media/789489/170918-coca-yellowbook-fa3-web.pdf

These electives are open to every first year student in the College of Creative Arts:

Music

Artist Development 133.168
 Contemporary Musicology 133.154
 Live Music 1 133.167
 Live Technologies – Sound & Light 133.187
 Musical Interface & Interaction 133.18
 Music Composition & Arrangement 1 133.176
 Music Instrument Practice 1 133.175
 Music Label Development 133.166
 Music Studio Production 133.177
 Web Development, Social Media and the Cloud 133.155

Design

Coding for Creative Practice 197.119
 Digital Fabrication 197.122
 Soft Structures (Art & Design Special Topic I) 197.191
 Visual Identity Systems 197.123
 Fashion Construction 212.101
 Fashion Pattern Making 212.100
 Photography as an Agent of Change 221.100
 Printmaking 222.104
 Māori Art and Design Studio I – Toi Atea 237.117

Fine Arts

Contemporary Drawing 213.154
 Contemporary Sculpture 213.151
 Drawing The Body I 213.155
 Painting 213.150
 Intro to Audio Production & Sound Design 289.107
 Intro to Computer Animation 289.103
 Intro to Digital Video Production 289.105
 Intro to Film & Video on Location 289.112

Creative Media Production

Intro to Game Technologies & Mechanics 289.106
 Intro to 3D Modelling & Texturing 289.111
 Intro to Prototyping for Interactive Projects 289.113
 Intro to Programming for Interactive Projects 289.114
 Intro to Time-based Editing 289.110
 Intro to VFX & Motion Graphics 289.104
 Intro to Web & Mobile Media 289.101
 Visualisation for Media Production 289.102

Submit selections

CHECK you have 8 courses

Check

2 + 4 + 2

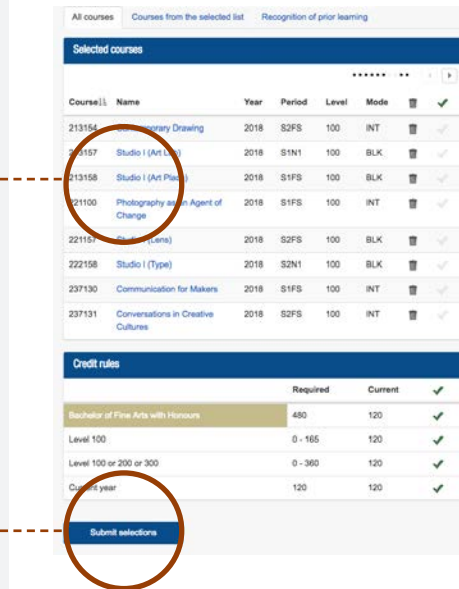
Makers in Context

Core studios

Electives

CLICK submit selections

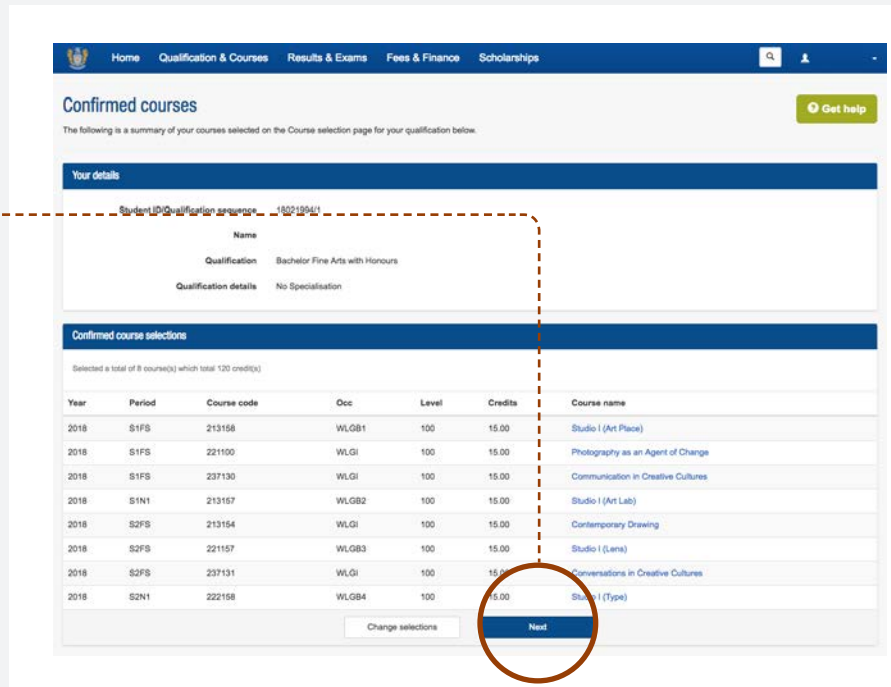
Click



Confirmed course selections

Check your selections. To go back, click Change selections.

Click next



Understanding course numbers

First three digits represent a subject prefix

- 133.xxx Music
- 197.xxx Art and Design
- 198.xxx Industrial Design
- 212.xxx Fashion Design
- 213.xxx Fine Arts
- 221.xxx Photography
- 222.xxx Visual Communication Design
- 223.xxx Textile Design
- 224.xxx Spatial Design
- 237.xxx Visual and Material Culture
- 289.xxx Creative Media Production

213.150

If you are studying at university for the first time you will need to select 100-level courses as your electives.


Last three digits start with a 1 which means it is a 100-level course.

Course overview

Now you have selected your courses, the warning message should have disappeared.

Reminder:

You finalise your timetable in Stream, not here.

 stream.massey.ac.nz

You can request waitlists or special permission here.

CLICK submit selections



Course overview

The following is an overview of the qualification and courses you have selected to study for the year. To add or change courses use the [Select/change courses](#) button. For help about this page [Get help](#)

Timetable

If you are studying on campus it is your responsibility to ensure that your timetable is feasible. Once you have selected your courses please view your timetable and check for any clashes. [View your timetable](#)

Review your selections

Bachelor of Fine Arts with Honours To be submitted
No Specialisation

Course code	Name	Period	Credit	Location	Status
213158	Studio I (Art Place)	S1FS	15	Wellington Campus	To be submitted
221100	Photography as an Agent of Change	S1FS	15	Wellington Campus	To be submitted
237130	Communication for Makers	S1FS	15	Wellington Campus	To be submitted
213157	Studio I (Art Lab)	S1N1	15	Wellington Campus	To be submitted
213154	Contemporary Drawing	S2FS	15	Wellington Campus	To be submitted
221157	Studio I (Lens)	S2FS	15	Wellington Campus	To be submitted
237131	Conversations in Creative Cultures	S2FS	15	Wellington Campus	To be submitted
222158	Studio I (Type)	S2N1	15	Wellington Campus	To be submitted
Total credits			120		
Total credits for year			120		

[Select/change courses](#)

Special permission

Course code	Name	Period	Credit	Location	Status
You do not have any requests.					

[Special permission request](#)

Course wait list

Please note: You can only be put on a wait list for 2018 courses.

Course code	Name	Period	Credit	Location	Status
You do not have any requests.					

[Course wait list request](#)

[Submit selections](#)

Course enrolment 2018

Now, accept the declaration to submit your course enrolment

CLICK complete now



Course enrolment 2018

Welcome to course enrolment. Please complete and/or review all of the following sections to submit and finalise your enrolment. [Get help](#)

Complete your enrolment

Personal information Done
Update your personal and contact details. [Review](#)

Annual questions Done
Complete the mandatory University and Government information. [Review](#)

Specialisation Done
Confirm your specialisation choice below.
Bachelor of Fine Arts with Honours
• No Specialisation

Course selection Done
Select the courses that you want to study. [Review](#)

Declaration Now
Accept your declaration and submit your course enrolment. [Complete now](#)

Offer of Enrolment Later
Accept your offer to finalise your course enrolment.

[Back](#)

Your offer of enrolment will appear in your Intranet.

Accept that and you're done.

