

Bachelor of

Creative Media Production

BCMP

1

Getting started

Nau mai, haere mai.

Congratulations on gaining admission to Creative Media Production at Massey.

Follow the steps in this guide to enrol in your first year Creative Media Production courses at Massey.

To get started:

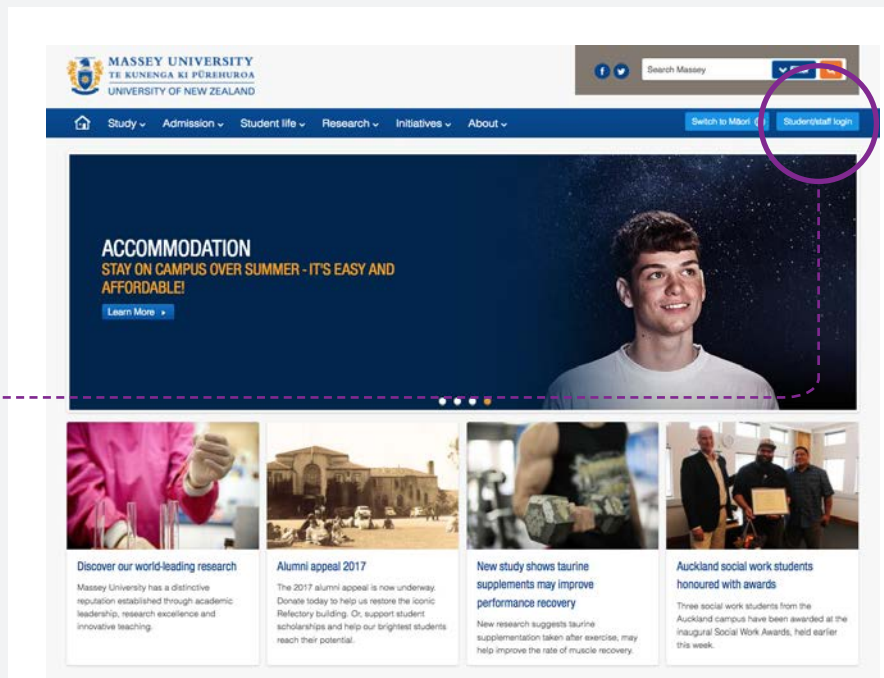
LOG IN to your student portal homepage at:

Click the button

 massey.ac.nz

If you have not yet applied for admission to the programme at Massey, you need to do that first. Go to:

 massey.ac.nz/enrol



Accept your offer of place

CLICK on the message titled *Congratulations – you have an Offer of Place waiting*

My intray

You will see the full message in your intray.

Your screen will then show confirmation of your offer of place.

CLICK 2018 Course Enrolment – which takes you to course selection

CLICK Done – this will take you to Qualification Selection

If your due date has passed, the offer stands; accept it as soon as possible.

The screenshots illustrate the following steps:

- Home Page:** The user is on the 'Home' page. Under the 'Unread messages' section, a message titled 'Congratulations – you have an Offer of Place waiting' is highlighted with a red circle. A red circle labeled 'Click' points to this message.
- Intray Messages:** The user clicks on the message, opening it in the 'Intray Messages' view. The message details are shown, including the subject 'Congratulations – you have an Offer of Place waiting'. At the bottom, the 'Respond' button is circled in red, with a red circle labeled 'Click respond' pointing to it.
- Offer of Place Confirmation:** After clicking 'Respond', the user is taken to the 'Offer of Place' page. The page shows 'Confirmation of acceptance of Offer of Place' for the 'Bachelor of Creative Media Production (No Specialisation) (99K8)'. At the bottom, the '2018 Course Enrolment' button is circled in red, with a red circle labeled 'Click' pointing to it. After clicking '2018 Course Enrolment', the 'Done' button is circled in red, with a red circle labeled 'Click' pointing to it.

3

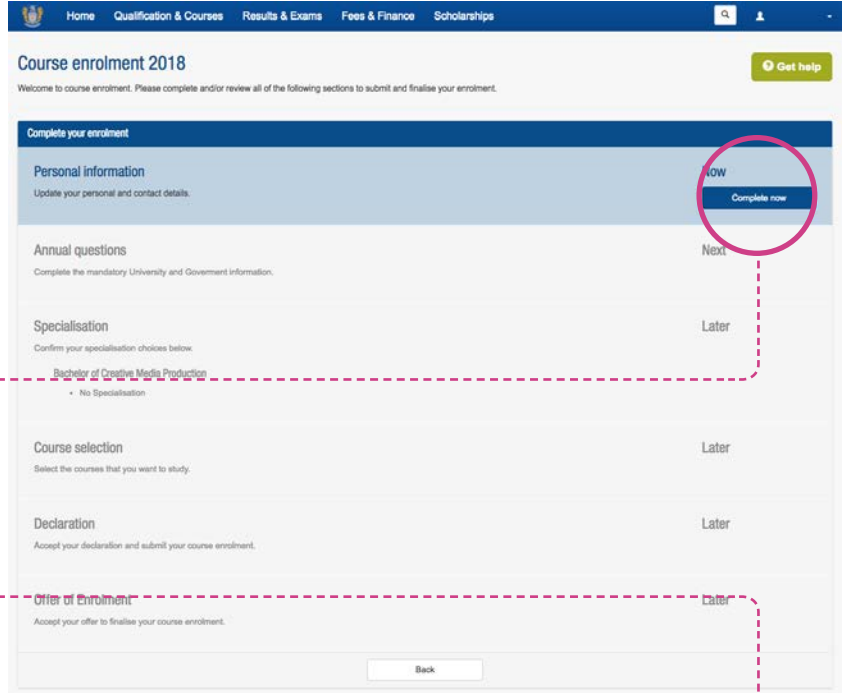
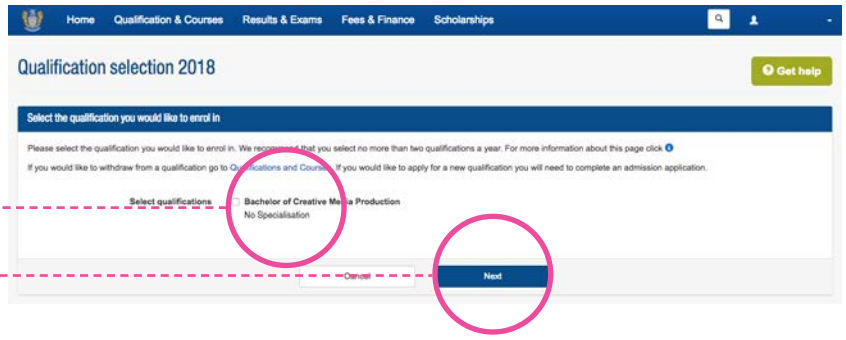
Qualification selection

CHECK Bachelor of Creative Media Production

The words "No specialisation" mean there are no majors in BCMP.

Check

Click next



4

Course enrolment

CLICK on the blue button and answer the questions

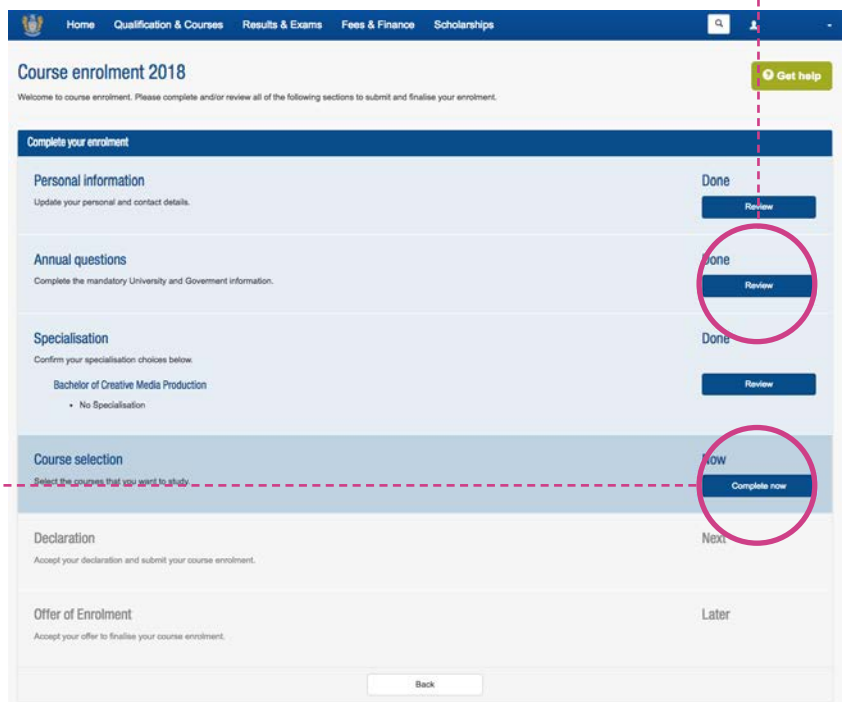
Work your way down this list.

If you want to change your answers at any stage, click Review.

Tip: Changes will save as you go. Return to this page and pick up where you left off.

Click

Review



CLICK Complete now to get to the Course Overview screen.

Click

Course overview

This is the landing page for course selections.

This timetable shows every option for your classes. Don't be alarmed: in practice, you will be in class for about 12 hours per week. The rest of the time is yours for independent study.

For Creative Media Production, you are timetabled in **Stream**, Massey's online learning environment. **Do not try to book your class times through the link here or on the Massey app. You can only book class times in Stream.**

Keep an eye on your inbox in the Student Portal for messages about sign-ups in Stream.

If you are concerned about your timetable, come and see us during Orientation and we will sort you out.

Once you select your courses, this warning will disappear.

CLICK Select/change courses to pick your courses for 2018.

Special Permission request is used by students who want to do a course but don't have the required prerequisites: this is unusual for first years.

You can use this button to go on the waitlist for a course that is full.

Do not use

Warning box

Select/change courses

Special permission

Waitlist

The screenshot shows the 'Course overview' page for a Bachelor of Creative Media Production. The page includes sections for 'Timetable', 'Review your selections', 'Warning', 'To be submitted', 'Special permission', and 'Course wait list'. Callouts from the left side of the page point to specific elements: 'Do not use' points to the 'View your timetable' button; 'Warning box' points to the warning message; 'Select/change courses' points to the 'Select/change courses' button; 'Special permission' points to the 'Special permission request' button; and 'Waitlist' points to the 'Course wait list request' button.

Course overview

The following is an overview of the qualification and courses you have selected to study for the year. To add or change courses use the Select/change courses button. For help about this page [Get help](#)

Timetable

If you are studying on campus it is your responsibility to ensure that your timetable is feasible. Once you have selected your courses please view your timetable and check for any clashes.

[View your timetable](#)

Review your selections

Warning

You need to fix these before you can submit your enrolment.

- You have no courses selected for the academic year, please click the Select/change courses button to add courses.

You have no courses selected for the academic year, please click the Select/change courses button to add courses.

Bachelor of Creative Media Production To be submitted
No Specialisation

Course code	Name	Period	Credit	Location	Status
You have not selected any courses.					
			Total credits	0	
			Total credits for year	0	

[Select/change courses](#)

Special permission

Course code	Name	Period	Credit	Location	Status
You do not have any requests.					

[Special permission request](#)

Course wait list

Please note: You can only be put on a wait list for 2018 courses.

Course code	Name	Period	Credit	Location	Status
You do not have any requests.					

[Course wait list request](#)

[Back](#) [Submit selections](#)

Course selection overview

How this page works:

Find the courses you need from the lists on the left by using the "view list" button.

Add each course and it will appear in the box on the right.

Tip: This page shows your entire degree. For first year, only add courses from the 100-level lists.

Shared core courses

All Creative Media Production students do these two courses.

30 credits

Core studio courses

You get to choose four studio courses. Here is where you can start your pathway.

60 credits

Elective courses

You have two elective slots. Here is where you add courses to create a complete pathway, or pursue another interest of your choice.

Choose your electives

Once you have added courses successfully, they will show in this box.

Added courses show here

Start here

All Creative Media Production students add 30 credits from the top box.

Click

CLICK View list

Course selection

Use this page to view your qualification's structure and add, remove and view your courses. You can also view basic information about courses. Full course descriptions are available on our Course search page. Please view our online tour about this page. For additional help click [?](#) Changes made to this page will not be submitted and finalised until you complete all of the sections in the Course enrolment homepage.

Your details

Qualification you are studying: Bachelor Creative Media Production
More details: No Specialisation

Bachelor of Creative Media Production courses - 360 credits

Choose 30 credits from 100-level course list
View list

AND

Choose 75 credits from 200-level course list
View list

AND

Choose 90 credits from 300-level course list
View list

AND

Choose 60 credits from 100-level course list
View list

AND

Choose 15 credits from 200-level course list
View list

AND

Choose 15 credits from 300-level course list
View list

Elective courses

If you do not have a minor, please choose 75 credits.
If you have a minor, choose 75 credits minus the credits for the minor eg if you have a 60 credit minor, choose 15 elective credits. If 75 (or more) credit minors choose credits from these lists will require you to complete more than 360 credits to graduate.
Please contact us if you need help with your selections.

Choose 75 credits from the lists in this block

Please read note above before choosing courses from the Bachelor of Creative Media Production schedule
View list

AND

Please read note above before choosing courses from 100 level electives
View list

AND

Please read note above before choosing courses from 200 level electives
View list

AND

Please read note above before choosing courses from 300 level electives
View list

Selected courses

Course	Name	Year	Period	Level	Mode	✓
Cred. rules						
Bachelor of Creative Media Production						Required Current ✓
Level 100				0 - 150	0	✓

Submit selections

If in doubt, call us and ask to be put through to a Creative Arts Academic Adviser.

0800 627739

Course selection

Two shared core 100-Level courses

The Period column tells you when the course is. S1FS = Semester 1. S2FS = Semester 2.

The Location column tells you where the course is. WLG = Wellington.

ADD Introduction to Media Studies, S1FS, WLG

ADD Transmedia Narrative and Storytelling

Tip: If you select the wrong course, just click the trash bin and try again.

Period

Location WLG

Added courses

Trash bin

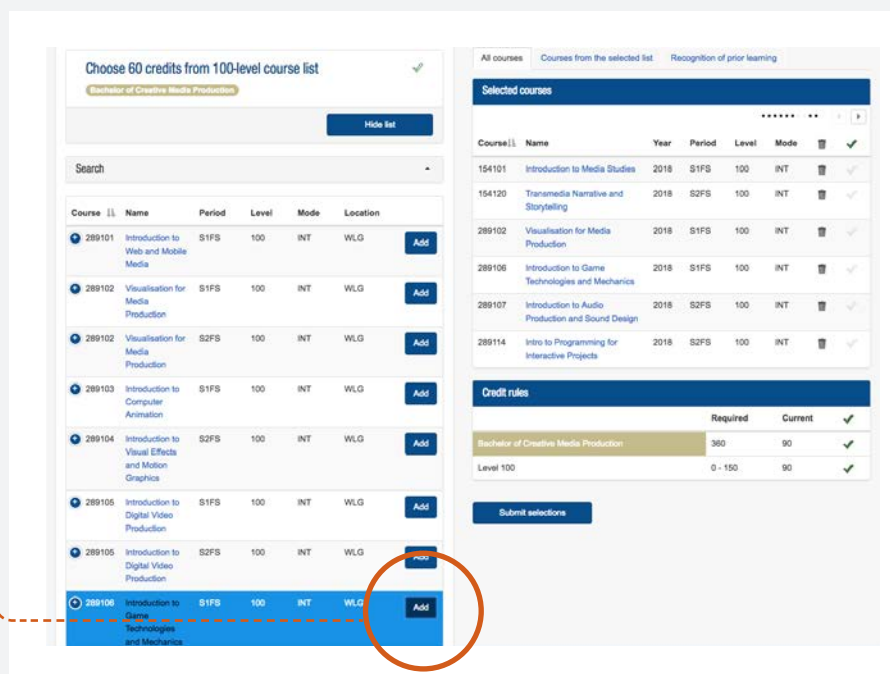
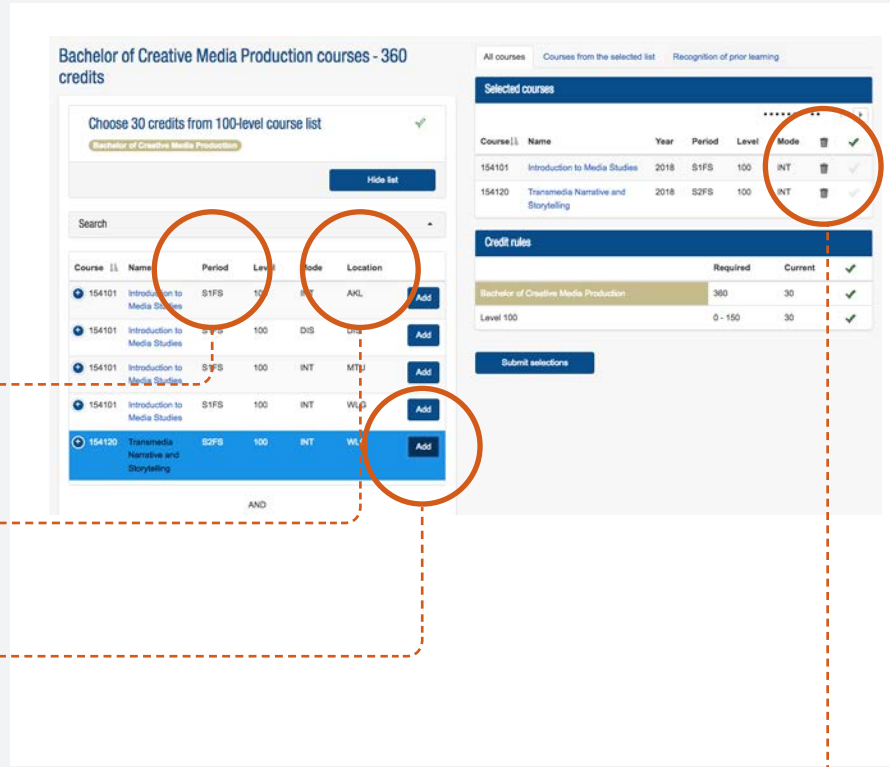
Four CMP studio courses from the 100-level list

Choose four courses from this list:

ADD two in Semester 1 (S1FS), two in Semester 2 (S2FS).

Click

In this example, the student is building a Games pathway



Pathways

Tip: Even if you are not doing a pathway, you must include one of these courses so you can advance to the second year studio courses:

289.103
Introduction to Computer Animation

289.104
Introduction to VFX & Motion Graphics

289.105
Introduction to Digital Video Production

289.106
Introduction to Game Technologies & Mechanics

289.114
Introduction to Programming for Interactive Projects


How your degree pathway works

The year one orange courses are required to advance to the next level of the pathway. We strongly recommend you take the light grey courses as well so that you have a complete grounding in the field.

Web & Interactive



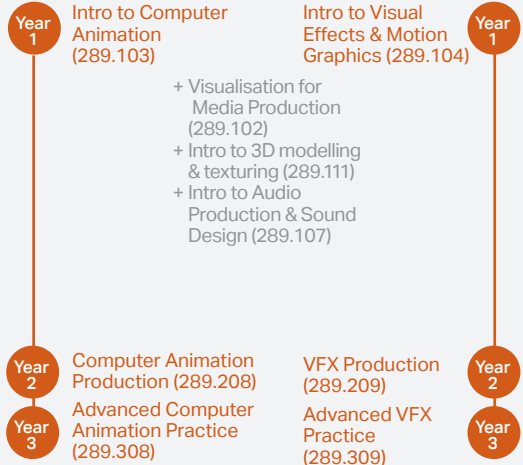
Film & Television



Game



Animation and Visual Effects



Two elective courses

ADD two more CMP studio courses to create a complete pathway, or

ADD two other courses of your choice




You can download our Undergraduate Degree Guide for a full description of electives:

 creative.massey.ac.nz/media/789489/170918-coca-yellowbook-fa3-web.pdf

These electives are open to every first year student in the College of Creative Arts:

Music

- Artist Development 133.168
- Contemporary Musicology 133.154
- Live Music 1 133.167
- Live Technologies – Sound & Light 133.187
- Musical Interface & Interaction 133.18
- Music Composition & Arrangement 1 133.176
- Music Instrument Practice 1 133.175
- Music Label Development 133.166
- Music Studio Production 133.177
- Web Development, Social Media and the Cloud 133.155

Design

- Coding for Creative Practice 197.119
- Digital Fabrication 197.122
- Soft Structures (Art & Design Special Topic I) 197.191
- Visual Identity Systems 197.123
- Fashion Construction 212.101
- Fashion Pattern Making 212.100
- Photography as an Agent of Change 221.100
- Printmaking 222.104
- Māori Art and Design Studio I – Toi Atea 237.117

Fine Arts

- Contemporary Drawing 213.154
- Contemporary Sculpture 213.151
- Drawing The Body I 213.155
- Painting 213.150
- Creative Media Production**
- Intro to Audio Production & Sound Design 289.107
- Intro to Computer Animation 289.103
- Intro to Digital Video Production 289.105
- Intro to Film & Video on Location 289.112

- Intro to Game Technologies & Mechanics 289.106
- Intro to 3D Modelling & Texturing 289.111
- Intro to Prototyping for Interactive Projects 289.113
- Intro to Programming for Interactive Projects 289.114
- Intro to Time-based Editing 289.110
- Intro to VFX & Motion Graphics 289.104
- Intro to Web & Mobile Media 289.101
- Visualisation for Media Production 289.102

Submit selections

CHECK you have 8 courses

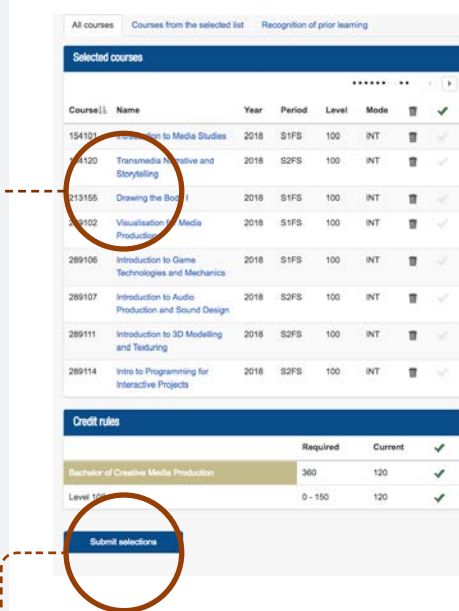
Check

2 + 4 + 2

compulsory core courses (Intro to Media Studies & Transmedia) + CMP studio courses + Elective courses

CLICK submit selections

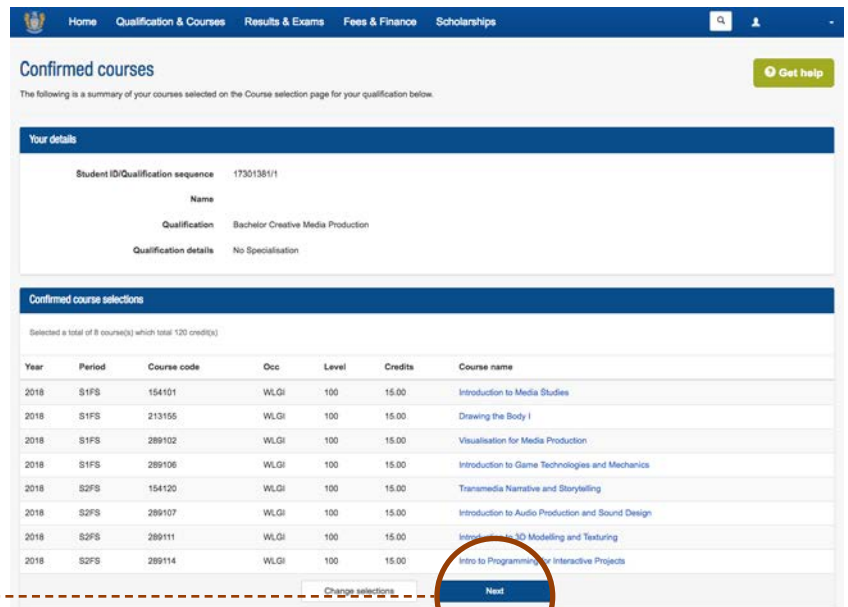
Submit selections



Confirmed course selections

Check your selections. To go back, click Change selections.

Click next




Course overview

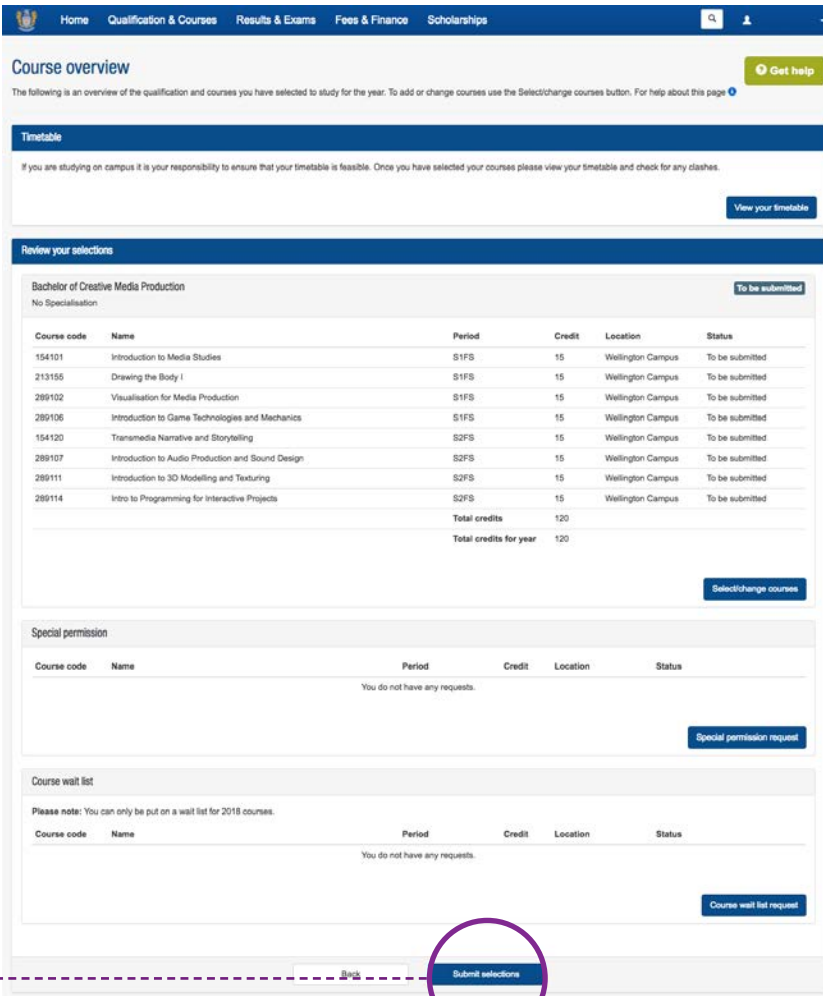
Now you have selected your courses, the warning message should have disappeared.

Reminder:

You finalise your timetable in Stream, not here.

 stream.massey.ac.nz

You can request waitlists or special permission here.



Course overview

The following is an overview of the qualification and courses you have selected to study for the year. To add or change courses use the Select/change courses button. For help about this page [Get help](#)

Timetable

If you are studying on campus it is your responsibility to ensure that your timetable is feasible. Once you have selected your courses please view your timetable and check for any clashes. [View your timetable](#)

Review your selections

Bachelor of Creative Media Production To be submitted

No Specialisation

Course code	Name	Period	Credit	Location	Status
154101	Introduction to Media Studies	S1FS	15	Wellington Campus	To be submitted
213155	Drawing the Body I	S1FS	15	Wellington Campus	To be submitted
289102	Visualisation for Media Production	S1FS	15	Wellington Campus	To be submitted
289106	Introduction to Game Technologies and Mechanics	S1FS	15	Wellington Campus	To be submitted
154120	Transmedia Narrative and Storytelling	S2FS	15	Wellington Campus	To be submitted
289107	Introduction to Audio Production and Sound Design	S2FS	15	Wellington Campus	To be submitted
289111	Introduction to 3D Modelling and Texturing	S2FS	15	Wellington Campus	To be submitted
289114	Intro to Programming for Interactive Projects	S2FS	15	Wellington Campus	To be submitted
Total credits			120		
Total credits for year			120		

[Select/change courses](#)

Special permission

Course code	Name	Period	Credit	Location	Status
You do not have any requests.					

[Special permission request](#)

Course wait list

Please note: You can only be put on a wait list for 2018 courses.

Course code	Name	Period	Credit	Location	Status
You do not have any requests.					

[Course wait list request](#)

[Submit selections](#)

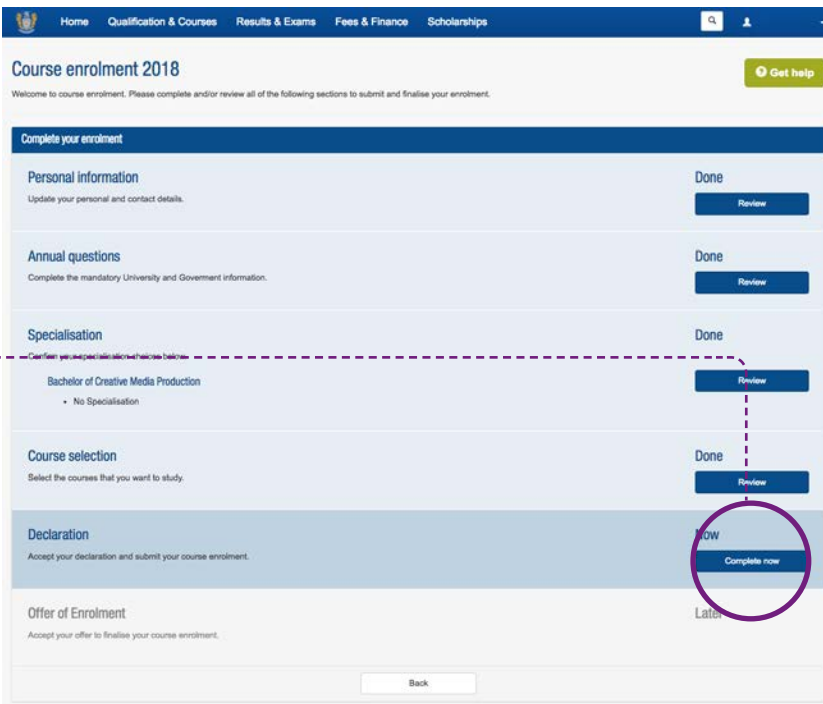
CLICK submit selections



Course enrolment 2018

Now, accept the declaration to submit your course enrolment

CLICK complete now



Course enrolment 2018

Welcome to course enrolment. Please complete and/or review all of the following sections to submit and finalise your enrolment. [Get help](#)

Complete your enrolment

Personal information Done
Update your personal and contact details. [Review](#)

Annual questions Done
Complete the mandatory University and Government information. [Review](#)

Specialisation Done
Confirm your specialisation choice below.
Bachelor of Creative Media Production
• No Specialisation [Review](#)

Course selection Done
Select the courses that you want to study. [Review](#)

Declaration Now
Accept your declaration and submit your course enrolment. [Complete now](#)

Offer of Enrolment Later
Accept your offer to finalise your course enrolment.

[Back](#)



Your offer of enrolment will appear in your Intranet.

Accept that and you're done.

